

Dexter Common On-Premise Washer Parts

Part Name	Part Number		
	Model: WCN	Model: WCVD/6-Cycle	Model: O-Series
Water System Components			
Drain Valve 3"	9379-202-001	9379-202-001	9379-202-001
Drain Valve 2"	9732-273-001	9379-199-001	9379-199-001
Water Valve (Dual)	9379-183-012	9379-183-012	9379-183-012
Diaphragm (for Dual Water Valve)	9118-049-003	9118-049-003	9118-049-003
Cylinder Plug (1.5" Plastic)	9456-041-007	9456-041-007	9456-041-007
Pressure Switch		9732-315-001	9732-315-001
Drive System Components			
Delta E Drive Display		9150-044-001	9150-044-001
MS300 Drive Display		9150-058-001	9150-058-001
Breaking Resistor - 160 Ohms		9483-004-003	9483-004-003
Breaking Resistor - 200 Ohms		9483-004-002	9483-004-002
Control System Components			
Main Transformer	8711-009-001	8711-009-001	8711-009-001
Control Transformer	8711-004-001	V-Series 8711-004-001 6-Cycle 8711-014-001	8711-017-001
Relay Board		9473-006-001	9799-028-001
Main Control Board	9732-258-001	9473-004-010	9799-027-001
Data Cable (54")		9806-015-003	9806-015-003
Reversing Timer	9571-360-001		
Timer	9571-361-004		
Door Components			
Door Lock Solenoid/Gear Motor Assembly	9922-011-001	9892-015-001	9892-015-003
Complete Door Latching Assembly	9732-347-001	9732-347-001	9885-031-001
Door Handle Only	9244-080-003	Small 9244-080-003 Large 9244-091-001	9244-091-001
Door Handle Repair Kit (Small)	9732-278-001	9732-278-001	
Door Switch	9539-461-007	9539-492-001	9539-492-001
Fastener Components			
Front Panel Screw	9545-008-014	9545-008-014	9545-008-014
Front Panel Finished Washer	8641-585-001	8641-585-001	8641-585-001
Front Panel Spring Nut	8640-399-008	8640-399-008	8640-399-008
Soap Box Screw	9545-008-012	9545-008-012	9545-008-012
Soap Box Spring Nut	8640-399-007	8640-399-007	8640-399-007
Common Screw #10Bx1/2"	9545-008-026	9545-008-026	9545-008-026
Belts			
T-300	9040-076-004	9040-076-004	9040-076-004
T-350	9040-079-004	9040-079-004	9040-079-004
T-400/T-600/T-650	9040-076-005	9040-076-005	9040-076-005
T-450	9040-079-005	9040-079-005	9040-079-005
T-750	9040-076-008	9040-076-008	9040-076-008
T-900/T-950	9040-079-002	9040-079-002	9040-079-002
T-1200	9040-079-003	9040-079-003	9040-079-003
T-1450/T-1800	9040-079-006	9040-079-006	9040-079-006

Dexter Common On-Premise Washer Parts

Water System



ELEC. PRESSURE SWITCH REP. KIT

9732-315-001
9732-314-001
9732-314-002

[Locate Distributor to Purchase](#)

Water System



2" DRAIN VALVE

9379-199-001
\$ 291.00 LIST

[Locate Distributor to Purchase](#)

Water System



2" DRAIN VALVE KIT

9732-273-001
\$ 338.00 LIST

[Locate Distributor to Purchase](#)

Water System



3" DRAIN VALVE

9379-202-001
\$ 317.00 LIST

[Locate Distributor to Purchase](#)

Water System



SINGLE WATER VALVE

9379-194-001
Diaphragm 9118-055-001
\$ 148.50 LIST
[Locate Distributor to Purchase](#)

Water System



DUAL WATER VALVE

9379-183-012
Diaphragm 9118-049-003
\$ 102.50 LIST
[Locate Distributor to Purchase](#)

Water System




1.5" CYLINDER PLUG

9456-041-007
\$ 1.65 LIST

[Locate Distributor to Purchase](#)

Door



DOOR LOCK GEAR MOTOR ASSY.

9892-015-001
O-Series 9892-015-003
\$ PRICE VARIES
[Locate Distributor to Purchase](#)

Door



DOOR LOCK SOLENOID ASSY.

9922-011-001
\$ 263.50 LIST

[Locate Distributor to Purchase](#)

Door



DOOR LATCHING ASSEMBLY

9732-347-001
O-Series 9885-031-001
\$ PRICE VARIES
[Locate Distributor to Purchase](#)

Door



SMALL WASHER DOOR HANDLE

9244-080-003
\$ 23.50 LIST

[Locate Distributor to Purchase](#)

Door



LARGE WASHER DOOR HANDLE

9244-091-001
\$ 27.75 LIST

[Locate Distributor to Purchase](#)

Door



SMALL DOOR HANDLE REPAIR KIT

9732-278-001
\$ 94.50 LIST

[Locate Distributor to Purchase](#)

Door



ROUND DOOR CLOSED SWITCH

9539-492-001
\$ 9.85 LIST

[Locate Distributor to Purchase](#)

Door



RECESSED DOOR CLOSED SWITCH

9539-461-007
\$ 19.00 LIST

[Locate Distributor to Purchase](#)

Control System



DEXTER.
LAUNDRY

6-CYCLE MAIN CONTROLBOARD

9473-004-010
\$ 750.00 LIST

[Locate Distributor to Purchase](#)

Dexter Common On-Premise Washer Parts

Control System



**MAIN
TRANSFORMER**
8711-009-001
\$ 82.25 LIST

[Locate Distributor to Purchase](#)

Control System



**6-CYCLE CONTROL
TRANSFORMER**
8711-014-001
\$ 207.00 LIST

[Locate Distributor to Purchase](#)


Control System



54" DATA CABLE
9806-015-003
\$48.25 LIST

[Locate Distributor to Purchase](#)

Control System



**6-CYCLE & V-SERIES
RELAY BOARD**
9473-006-001
\$ 234.00 LIST

[Locate Distributor to Purchase](#)

Control System



**O-SERIES DISPLAY
BOARD**
9857-230-003P
\$ 1,456.00 LIST

[Locate Distributor to Purchase](#)

Control System



**O-SERIES MAIN
CONTROL BOARD**
9799-027-001P
\$ 535.00 LIST

[Locate Distributor to Purchase](#)

Control System



**O-SERIES RELAY
BOARD**
9799-028-001P
\$ 380.00 LIST

[Locate Distributor to Purchase](#)


Control System



**O-SERIES
TRANSFORMER**
8711-017-001
\$ 207.00 LIST

[Locate Distributor to Purchase](#)

Control System



**30-CYCLE I/O
BOARD**
9799-003-001
\$ 978.00 LIST

[Locate Distributor to Purchase](#)

Control System



**30-CYCLE CONTROL
(CPU) BOARD**
9799-002-003
\$ 941.00 LIST

[Locate Distributor to Purchase](#)

Control System



**30-CYCLE DISPLAY
BOARD**
9799-001-001
\$ 512.99 LIST

[Locate Distributor to Purchase](#)

Control System



**V- & N-SERIES
CONTROL
TRANSFORMER**
8711-004-001
\$ 193.50 LIST

[Locate Distributor to Purchase](#)

Control System



PROGRAM TIMER
9571-361-004
\$ 466.00 LIST

[Locate Distributor to Purchase](#)

Control System



REVERSING TIMER
9571-360-001
\$ 324.00 LIST

[Locate Distributor to Purchase](#)

Drive System



**MS300 DRIVE
DISPLAY**
9150-058-001
\$ 12.00 LIST

[Locate Distributor to Purchase](#)

Drive System



**DELTA E DRIVE
DISPLAY**
9150-044-001
\$ 12.75 LIST

[Locate Distributor to Purchase](#)

Dexter Common On-Premise Washer Parts

Drive System



1600HM BRAKING RESISTOR

9483-004-003

\$ 65.25 LIST

[Locate Distributor to Purchase](#)

Drive System



2000HM BRAKING RESISTOR

9483-004-002

\$ 59.25 LIST

[Locate Distributor to Purchase](#)

Belts



T-300 BELT

9040-076-004

\$ 44.50 LIST

[Locate Distributor to Purchase](#)

Belts



T-350 BELT

9040-079-004

\$ 130.00 LIST

[Locate Distributor to Purchase](#)

Belts



T-400/T-600/T-650/T-675 BELTS

9040-076-005

\$ 49.00 LIST

[Locate Distributor to Purchase](#)

Belts



T-450 BELT

9040-079-005

\$ 130.50 LIST

[Locate Distributor to Purchase](#)

Belts



T-750 BELTS

9040-076-008

\$ 72.00 LIST

[Locate Distributor to Purchase](#)

Belts



T-900/T-950 BELT

9040-079-002

\$ 137.00 LIST

[Locate Distributor to Purchase](#)

Belts



T-975/T-1200 BELT

9040-079-003

\$ 130.00 LIST

[Locate Distributor to Purchase](#)

Belts



T-1450/T-1475 BELT

9040-079-006

\$ 146.50 LIST

[Locate Distributor to Purchase](#)

Fasteners



DEXTER.
LAUNDRY

FRONT PANEL FINISHED WASHER

8641-585-001P

\$ 0.80 LIST

[Locate Distributor to Purchase](#)

Fasteners



COMMON SCREW

#10Bx1/2"
9545-008-026P

\$ 1.00 LIST

[Locate Distributor to Purchase](#)

Fasteners



DEXTER.
LAUNDRY

SPRING NUTS

Front Panel 8640-399-008
Soap Box 8640-399-007

\$ PRICE VARIES

[Locate Distributor to Purchase](#)

Fasteners



DEXTER.
LAUNDRY

SCREWS

Front Panel 9545-008-014
Soap Box 9545-008-012

\$ PRICE VARIES

[Locate Distributor to Purchase](#)



DEXTER.
LAUNDRY