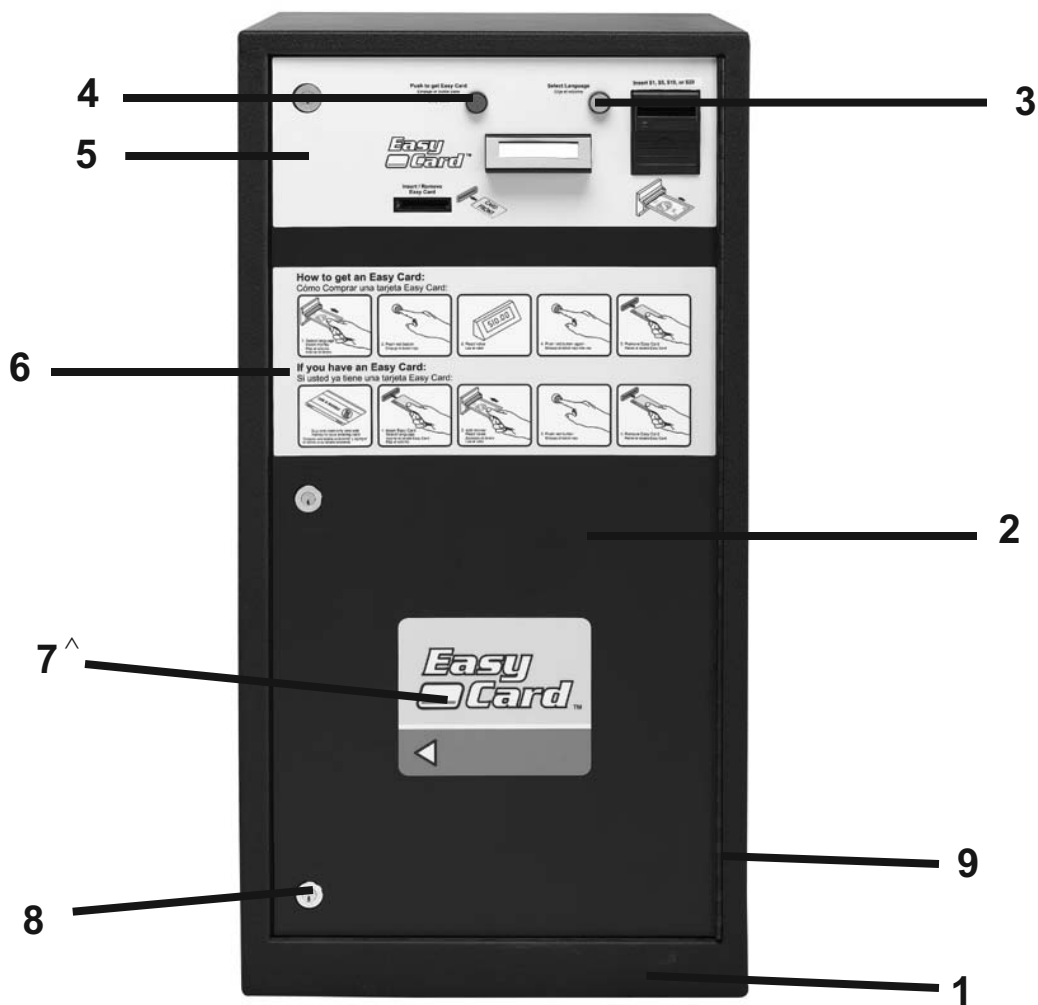


# **Section 4:** Parts Breakdown

# Main Cabinet Front View



Key	Part Number	QTY	Description
1)	9924-086-002	1	Easy Card Cabinet (painted)
2)	9960-283-002	1	Door Assembly (front)
*)	9960-278-002	1	Door Assembly (Rear)
3)	9035-059-002	1	Switch Cap only (yellow)
4)	9035-059-001	1	Switch Cap only (red)
*)	9486-148-001	1	Black Plastic Retaining Ring
5)	9412-109-001	1	Nameplate –Easy Card Door (top) - For Mars Verifier
*)	9412-153-001	1	For Cash Code
6)	9412-107-002	1	Nameplate –Easy Card Door (instructions)
7^)	9412-108-001	1	Nameplate –Easy Card Door (Logo)
8)	8650-025-001	1	Cabinet Locks and Keys (set of 6)
9)	9243-078-003	2	Hinge Assembly (painted)

^ Not used after 3/2006

# Inside Cabinet Components Dell Rack New System (Main Cabinet)

(Be sure to verify which system you have)



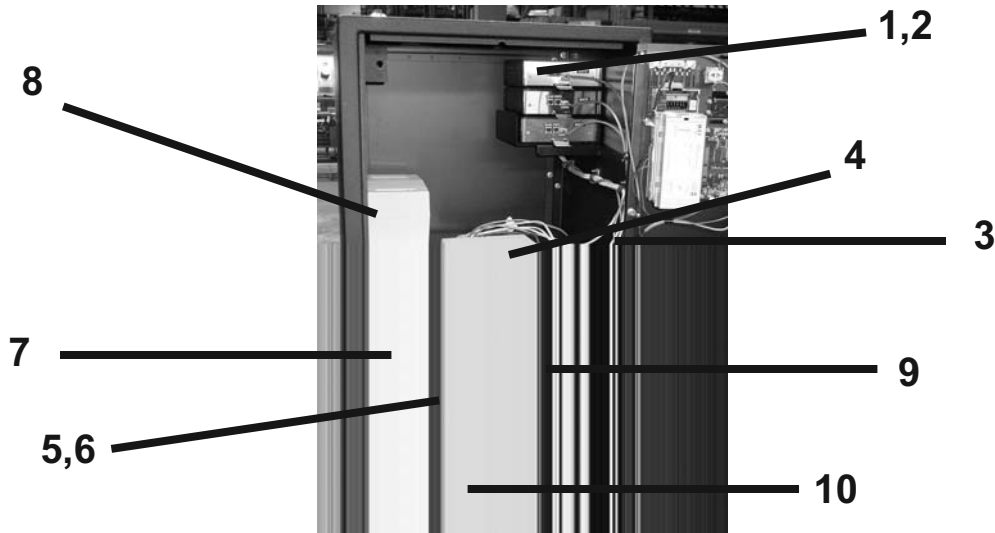
Key	Part Number	Description
1)	9795-002-001	Ethernet Wired Hub (Address 16 – 22)
2)	9806-014-001	Grey Power Cables (Ethernet wired hub to network power supply)
3)	9806-012-009	Yellow Cat 5 cables (Ethernet wired hub to Ethernet Switch)
4)	9150-020-001	Ethernet Switch
5)	9150-003-002	External phone modem
6)	9802-047-001	Phone modem Serial Cable
7)	9798-001-002	Network Power Supply (Main Cabinet)
*)	8636-018-003	Internal Fuse for network power supply
7)	9798-002-001	Power Supply small (secondary cabinet)
8)	9150-029-001	USB Journal Printer
*)	9150-012-001	Replacement Paper Roll
9)	9150-028-001	(MAIN) Rack Mount Server
*)	9806-012-008	Red Cat 5 Data Cable from Server(s) to Ethernet Switch
10)	9738-006-001	(BACKUP) Rack Mount Server Kit
*)	9150-034-001	USB Memory Stick for log file storage
11)	9150-030-001	USB Battery Backup
12)	9150-011-001	Surge Protector Strip
*)	9627-829-001	AC Bill Verifier Harness
*)	9627-814-001	DC Harness Main Cabinet

## Software Packages

Key	Part Number	Description
*)	9504-014-004	MAIN (Dell 850) CD w/ Fedora Core OS
*)	9504-014-005	BACKUP (Dell 850) CD w/ Fedora Core OS
*)	9504-003-002	Easy Comm (2 floppy disks)
*)	9504-004-002	Easy Manage (7 floppy disks)

# Inside Cabinet Components TSI Server Systems (Main Cabinet)

(Be sure to verify which system you have)

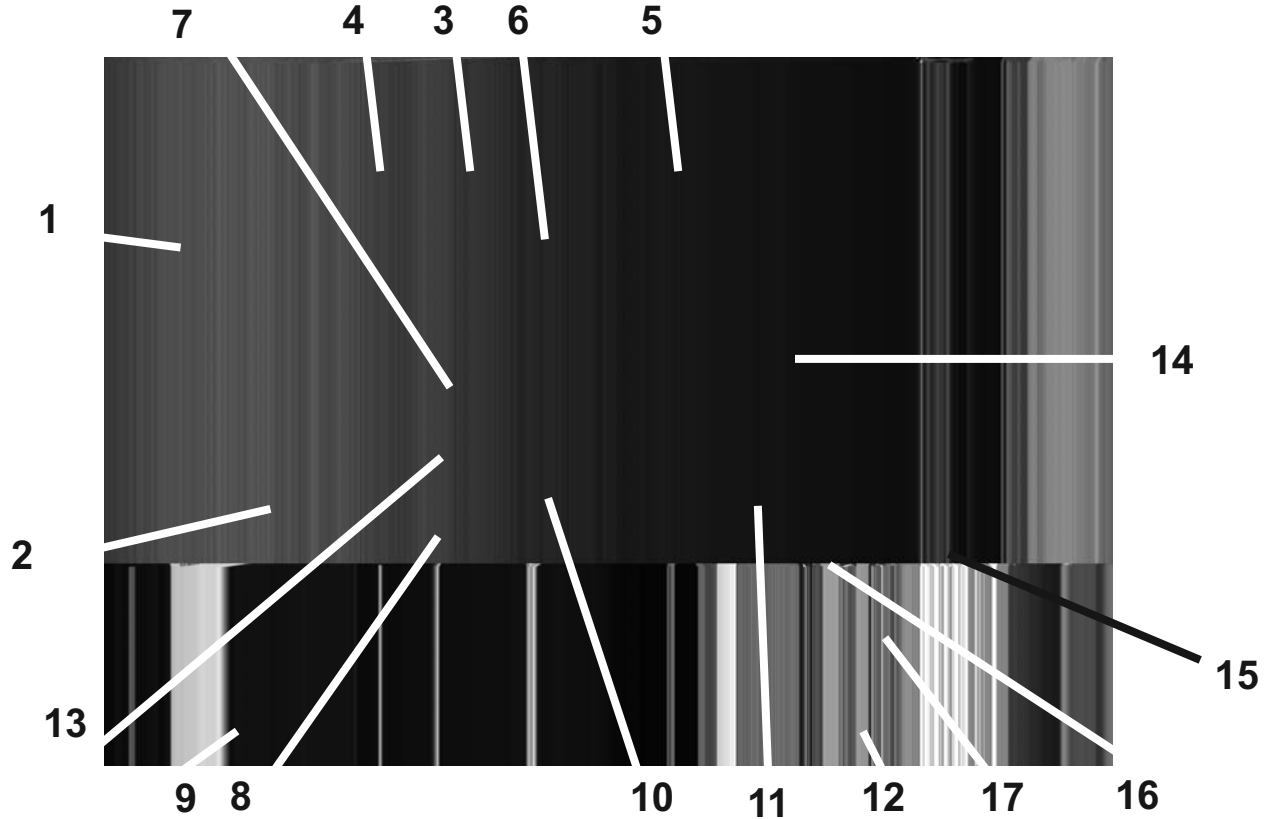


Key	Part Number	QTY	Description
1)	9795-002-001	1	Ethernet Wired Hub (Address 16 – 22)
2)	9806-014-001	1	Grey Power Cables (Ethernet wired hub to network power supply)
3)	9806-012-009	1	Yellow Cat 5 cables (Ethernet wired hub to Ethernet Switch)
4)	9150-020-001	1	Ethernet Switch
5)	9150-003-002	1	External phone modem
6)	9802-047-001	1	Phone modem Serial Cable
7)	9798-001-002	1	Network Power Supply (Main Cabinet)
*)	8636-018-003	1	Internal Fuse for network power supply
7)	9798-002-001	1	Power Supply small (secondary cabinet)
8)	9150-013-001	1	Serial Journal Printer
*)	9150-012-001	1	Printer Ribbon
*)	9150-012-001	1	Paper Roll
9)	9150-021-001	1	(MAIN) TSI 630 tower server
*)	9806-012-008	1	Red Cat 5 Data Cable from Server(s) to Ethernet Switch
*)	9150-021-001	1	(OPTIONAL BACKUP) TSI 630 tower server
10)	9150-008-001	1	Serial Battery Backup
11)	9150-011-001	1	Surge Protector Strip

## Software Packages


Key	Part Number	Description
*)	9504-014-003	Software set : Main, Backup, Floppy (For TSI tower servers only)
*)	9504-012-001	Floppy Disks for log file storage (For TSI tower servers only)
*)	9504-003-002	Easy Comm (2 floppy disks)
*)	9504-004-002	Easy Manage (7 floppy disks)

## Components Cabinet Door




Key	Part Number	QTY	Description
1)	9150-024-001	1	Cash Code Bill Verifier (MDB)
2)	9150-026-001	1	Cash Code Bill Stacker (700 bills)
3)	9806-012-011	1	Green Cat 5 cable (Main Cabinet)
*)	9806-012-012	1	40' Green Cat 5 cable (Secondary Cabinet)
4)	9801-066-002	1	Yellow Push Button Assbly
5)	9801-066-001	1	Red Push Button Assbly
*)	9486-148-001	1	Black plastic vanity ring on cabinet front
6)	9799-007-001	1	Cabinet LCD Display PCB board
*)	9635-019-003	1	PVC display protection window
7)	9627-713-001	2	Harness Assembly (Push Buttons)
8)	9627-850-001	1	Harness Assembly (Cash Code Bill Verifier)
9)	9627-829-001	1	Harness Assembly (Bill Verifier Power to network power supply)
10)	9627-814-001	1	Harness Assembly (Main Door to network power supply)
11)	9627-752-002	1	Harness Assembly (Omron Reader to door board)
12)	9627-763-001	1	Harness Assembly (Asahi Seiko Card Dispenser to door board)
13)	9799-018-002	1	Acceptor/Dispenser PCB Board
14)	9797-002-001	1	Omron Motorized Reader
*)	9908-044-001	1	Replacement rubber rollers for Omron Reader
15)	9122-007-004	1	Asahi Seiko Card Dispenser
16)	9040-080-002	1	Dispenser Belt (vertical)
17)	9040-080-001	1	Dispenser Belt (horizontal)

## Cabinet Dispensing/Reader Shelf



Key	Part Number	QTY	Description
1)	9122-007-004	1	Card Dispenser
2)	9797-002-001	1	Motorized Card Reader
*)	9908-044-001	1	Replacement Rollers
3)	9545-012-001	4	5/16 Machine Screw
4)	9452-661-001	1	Reader Mounting Plate
5)	9488-009-001	2	Aluminum Block (Rail)
6)	8640-414-007	4	Flange Nut (Shelf Mounting)
7)	9029-089-004	1	Shelf Assembly (Left Bracket from rear)
7)	9029-089-003	1	Shelf Assembly (Right Bracket from rear)
8)	9545-012-009	4	Mounting Screw Aluminum Block (Rail)
9)	9452-660-002	1	Aluminum Bottom Plate
10)	9545-012-024	1	Hex bolt for Aluminum Bottom Plate
*)	8641-582-010	4	Lockwasher
*)	8641-581-004	4	Flatwasher
11)	9545-021-003	4	Dispenser Mounting Screw (Phillips)
*)	9857-141-002	1	Entire Assembly

# Network Assembly for (32 reader addresses)



Key	Part Number	QTY	Description
1)	9795-003-001	5	Data Hub (Cat5 8pin junction box)
2)	9795-002-001	1	Ethernet Wired Hub
3)	9806-012-005	1	75' s/s Cat5 cable (green tip)
4)	9806-012-004	1	40' s/s Cat5 cable (yellow tip)
5)	9806-012-003	3	20' s/s Cat 5 cable (metal tip)
*)	9795-001-001	1	Expansion Kit All components shown
*)	9806-012-009	1	5" Cat 5 S/S Cable (yellow)
*)	9806-014-001	1	DC Power Cable



## Ethernet Switch Kit

\*) 9738-003-001 Ethernet Switch Kit  
Includes switch & connecting cable

- 1) 9150-020-001 Ethernet Switch
- 2) 9806-012-014 Cat 5 Cable 40' feet (white)

## Power Hub Kit

\*) 9738-002-001 Power Hub Kit  
Contains all items below

- 1) 9795-004-001 Power Hub Splitter
- 2) 9806-014-003 DC Power Cable 110' Feet

## Extra Boxed Components



Key	Part Number	Description
(1)	9151-002-003	Cleaning Cards (sold individually)
(2)	9150-034-001	Flash Memory Drive 128mb
(3)	9073-009-001	Crank Handle
(4)	8545-051-004	T-10 Security Torx Bit
(5)	9806-012-014	40' Cat 5 Cable (white)
(6)	9796-006-001	Easy Card Owners Manual Assembly
*	8514-083-001	Easy Card Software Manual (Linux System)
*	8514-037-001	Easy Manage Manual
(7)	9544-040-002	Wire Ties
(8)	8650-025-001	Easy Card Cabinet Locks and Keys (6)
(9)	8514-088-001	Easy Card Installation Guide
(10)	9150-011-001	Surge Protector Strip
(11)	9150-012-001	Replacement Paper Roll (USB printer)


### Easy Cards are Sold in Boxes of 500

*	9151-001-004	Red and Yellow Easy Card Logo
*	9151-031-002	Dexter Logo Cards (blue on white)





# Door Lock Components



Key	Part Number	QTY	Description
1)	9982-307-002	6	Door Locking Plate Nut
2)	8640-414-007	12	Flange Nut
3)	9545-017-014	6	Hex Door Locking Bolt
4)	8641-581-001	6	1/2 Washer
5)	9534-364-003	6	Door Lock Tube Spring
6)	9915-121-001	6	Door Lock Tube
7)	9073-009-001	1	Crank Handle
8)	8650-025-001	1	Cabinet Locks and Keys (6)

## Easy Card Touch Screen Option



Key	Part Number	QTY	Description
*	9738-001-001	1	Touch screen assembly (Includes everything below)
(1)	9924-085-002	1	Cabinet touch screen
(2)	9454-764-002	1	Front Panel of touch screen cabinet
(3)	9454-765-002	1	Rear panel of touch screen cabinet
(4)	9150-023-001	1	Touch screen monitor
(5)	9206-426-002	1	Touch screen gasket seal
(6)	8650-012-003	2	Lock and key for touch screen cabinet (2)
(7)	9545-008-014	1	Panel Screw (4)
(8)	8641-585-001	1	Finish washer (4)
*	9150-021-001	1	Touch screen server
*	9806-012-008	1	Cat5 cable assembly
*	9504-014-003	1	Software Assembly for Touchscreen, Main, Backup



New owners kits include all installation, software, and maintenance manuals along with the binders which were shipped with the Easy Card system originally. New copies of all of the operating software, management software and file backup media are also included.

Part Number	Description
9738-009-001	Original Dos system owners kit
9738-010-001	Tower server Linux system owners kit
9738-011-001	Dell rack mounted Linux system owners kit

# Easy Card Reader Board Identification



## **9797-001-005 (All older DOS systems)**

This is the only reader for the original DOS Easy Card system. It is identified by the two sets of black dip switches. This reader will replace all readers in the original DOS system.



## **9797-006-001 (Linux system) red and green lights**

All version 3.9.1 readers. (Also used for all MDB vending readers.)

## **9797-006-003 (Linux system) red and yellow lights**

This is the standard Easy Card reader for the new Dell server Linux system. The reader is identified by a single set of red dip switches and the 6 large pins coming off of the back of the reader. The software will change over time, but each new version replaces the older version. Currently we are at 4.0.5.




## **9797-007-001 (Linux system) red and green lights**

All version 3.9.1 readers (V-series readers only, DO NOT USE ON WCAD SERIES)

## **9797-007-003 (Linux system) red and yellow lights**

This reader can be used for all V and A series Dexter Washers, standard and integrated. This is identified by the single set of red switches and the small set of 4 pins coming off of the back of the reader. The software will change over time, but each new version replaces the older version. Currently we are at 4.0.5.

# Linux System Easy Card Dexter Appliance Readers



Key	Part Number	Description
1)	9982-309-002	Dexter Washer Readers Faceplate
*)	8502-713-001	Dexter Washer Faceplate Label
2)	9928-015-001	Dexter Washer Faceplate Retaining clips (2)
3)	9627-827-001	Dexter washer reader harness (V and A series)
3)	9627-731-001	Dexter washer reader harness (wcn series without coin block)
3)	9627-844-003	Dexter washer reader relay harness (wcn series with coin block)
4)	9351-099-001	Lite Pipe lens used in Reader faceplates (2)
*)	9209-088-001	Lite pipe grommets (2)
1)	9982-310-002	Dexter stack dryer Reader Faceplate
*)	8502-714-001	Dexter Dryer Faceplate Label
2)	9928-016-001	Dexter Dryer Faceplate Retaining clips (2)
3)	9627-731-001	Dexter dryer harness
5)	9797-006-001	Pcb display (long leads)
5)	9797-006-002	Pcb assembly (short leads)
*)	8640-428-001	¼ inch lock nut for display
*)	9527-003-001	Standoff for display mounting
*)	8641-589-002	white inslulating washers(4)
*)	9635-019-004	Plastic window protector (bezel)
*)	9635-019-001	Plastic window protector (straight for long plates)
6)	9545-044-007	Torx Screws (4)
*)	8545-051-004	T-10 security torx bit
7)	9452-658-001	Chrome coin drop cover plate
8)	9806-013-002	12' cat5 cable (Washer)
8)	9806-013-003	20' cat5 cable (dryer)
9)	9053-067-002	Bushing for Cable 7/8"
10)	9074-291-001	Easy Card reader cover
11)	9206-423-002	Gasket for Easy Card reader cover

## Easy Card Reader Kit Ordering List

<b>Kit Number</b>	<b>Description</b>	<b>Models Designed For</b>
9737-001-003	Dexter WCN without Coin Blocking	Dexter w/o coinblocking, New Ipso
9737-001-004	Dexter WCN with Coin Blocking Solenoid	
9737-002-002	American Dryer Single Pocket (not solaris)	(not solaris)
9737-003-002	American Dryer Stack	(330,336 square plate)
9737-004-002	Dexter I2C2	Dexter V Series Washer
9737-005-002	SetoMatic Timer Box Kit	Bock Extractor
9737-006-002	Dexter Stack Washer Dryer	SWD with V-series Washer
9737-008-002	Square Steel Box Kit	Gold Medal Soap
9737-009-002	Vendrite Soap MDB	MDB equipment
9737-018-002	Milnor Washer Kit	30015CWE
9737-020-004	Speed Queen Horizon (CPU,Optical)	SQ,Heubsh
9737-020-007	Speed Queen Top Load (Mechanical)	EA112 SQ, Heubsch
9737-020-006	Speed Queen Horizon (Mechanical)	SQ,Heubsh
9737-020-005	Speed Queen Top Load (CPU,Optical Drop)	SQ,Heubs
9737-025-002	Dexter Stack Dryer	Dexter / Continental Stack Dryers
9737-026-003	Dexter Single Pocket (BLUE)	Dexter Single pocket Dryers
9737-026-004	Continental Single Pocket (BLACK)	Continental Single Pocket Dryers
9737-028-002	G.E. Top Load (Mechanical)	1030
9737-029-002	Vendrite Royal 200(Mechanical)	VR200
9737-030-002	Whirlpool Top Load	
9737-032-002	Wascomat Front Load	GEN 4 through GEN 6
9737-034-002	Maytag Computrac and Neptune	Newer style w/ less angle in the plate
9737-037-005	Alliance Stack Dryer SQ,Heubsch	Older Harness (Pre 2003)
9737-037-006	Alliance Stack Dryer SQ,Heubsch	Newer Harness (Post 2003)
9737-037-004	Alliance Single Pocket SQ,Heubsch	Newer Harness (Post 2003)
9737-043-002	Continental Mechanical Timer (Older) washer	
9737-044-002	Continental Frontload hard mount (Computer)	
9737-044-003	Continental Aurora (Special Harness)	
9737-045-003	Whirlpool Top Load w/ Feature Connect Harness	CA 2762
9737-047-004	Alliance SQ/Huebsch Frontload Washer (Mechanical Timer)	
9737-047-003	Alliance SQ/Huebsch Frontload Washer (Bseries Computer)	
9737-053-002	Maytag Large Capacity Washer	MFR series
9737-054-002	MDB Vending Reader	

